



St. Vivekanand Public School, Sadabad

Summer Holiday Activity for 2025-26

Class – I (S.W)

Notes:

1. Untidy and incomplete work will not be accepted.
2. It is mandatory for all students.
3. Work to be done in subject notebooks.
4. Last date to submit the homework is 5th July-2025.
- 5- You can download this holiday homework from our **website - svpssadabad.org**

Social Science

1. Read the ch. 3 'Our Helpers' & paste picture of some our helpers in your subject note book.
2. Read Ch. – 4 'Our Neighbourhood'.

Maths

















1. Draw the different types of shapes on A-4 size sheet with name and colour it.

- | | | | |
|------|-----------|--------|-----------------------|
| i. | Square | Black | 6 Cube – Pink |
| ii. | Rectangle | Blue | 7 Cone – Orange |
| iii. | Sphere | Green | 8 Cylinder – Sky blue |
| iv. | Circle | Yellow | |
| v. | Triangle | Red | |

2. Count and write –

- i. ○○○○○○○○
○○○○○○○○○ _____

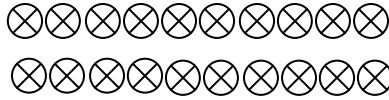
- ii. ★★★★★★
★★★★★ _____

- iii.        
        _____

iv.



v.



3. Learn and write the numbers names of 1 to 50.

4. Learn and write the table of 2 to 10.

5. Add the following-

$$\begin{array}{r} 3 \quad 2 \\ + 3 \quad 3 \\ \hline \end{array}$$

$$\begin{array}{r} 4 \quad 6 \\ + 2 \quad 3 \\ \hline \end{array}$$

$$\begin{array}{r} 3 \quad 1 \\ + 4 \quad 2 \\ \hline \end{array}$$

$$\begin{array}{r} 4 \quad 2 \\ + 3 \quad 1 \\ \hline \end{array}$$

$$\begin{array}{r} 6 \quad 2 \\ + 3 \quad 2 \\ \hline \end{array}$$

$$\begin{array}{r} 8 \quad 4 \\ + 3 \quad 1 \\ \hline \end{array}$$

$$\begin{array}{r} 9 \quad 4 \\ + 3 \quad 1 \\ \hline \end{array}$$

$$\begin{array}{r} 6 \quad 4 \\ + 2 \quad 3 \\ \hline \end{array}$$

$$\begin{array}{r} 7 \quad 2 \\ + 6 \quad 5 \\ \hline \end{array}$$

$$\begin{array}{r} 8 \quad 4 \\ + 3 \quad 3 \\ \hline \end{array}$$

$$\begin{array}{r} 3 \quad 3 \\ + 2 \quad 4 \\ \hline \end{array}$$

$$\begin{array}{r} 7 \quad 6 \\ + 3 \quad 2 \\ \hline \end{array}$$

6. Subtract the following –

$$\begin{array}{r} 6 \quad 2 \\ - 3 \quad 1 \\ \hline \end{array}$$

$$\begin{array}{r} 7 \quad 4 \\ - 6 \quad 3 \\ \hline \end{array}$$

$$\begin{array}{r} 9 \quad 2 \\ - 3 \quad 1 \\ \hline \end{array}$$

$$\begin{array}{r} 8 \quad 6 \\ - 4 \quad 3 \\ \hline \end{array}$$

$$\begin{array}{r} 9 \quad 3 \\ - 8 \quad 2 \\ \hline \end{array}$$

$$\begin{array}{r} 7 \quad 2 \\ - 3 \quad 1 \\ \hline \end{array}$$

$$\begin{array}{r} 9 \quad 9 \\ - 8 \quad 8 \\ \hline \end{array}$$

$$\begin{array}{r} 7 \quad 8 \\ - 0 \quad 7 \\ \hline \end{array}$$

7. Fill in the page no. 39, 40, 43, 47, 51, 52, 63 to 65 in book.

8. Find out and write the name of 5 things in your home like triangle, circle, square and rectangle shape. (Activity) on A 4 size sheet.

English

English Literature-

1. Do page No. 31, 26 and 27 (Comprehensive Ex. A, B, and C)
2. Learn and write poem 'Children of Seven Days' in your English Lit. note book.
(See page no. 30)
3. Learn and write poem 'Our School Bus' in your in your English Lit. note book.
(See page no. 43)

English :Language-

1. Write 4 lines on 'My mother' in your English Lang. note book.
2. Do page No. 13, 14 and 15 in your book.
3. Make a "Birthay Card".

Computer

1. Do page No.- 20, 26, 32 and 33 in your book.
2. Draw the picture of Monitor in your computer notebook. (See page No. 21)

Science

1. Do activity on page no. 28 [tick (✓) the good habits and cross (x) the bad habits].
2. Write five sense organs their functions and their picture on chart paper with help as parents.
3. Write 10 body parts name in your science note book.

Moral science

1. Ch.- 2 'Good Habits' read & learn.
2. 'Cleanliness is Next to Godliness'.
3. Read Ch.- 3 & paste five pictures of cleanliness in your Moral Science note book.

General Knowledge

1. Read Unit – 2 'Our World'.
2. Paste picture of five world leaders in M.Sc. notebook with their names.

हिन्दी – I

1. प्रत्येक स्वर के मात्रा चिह्नों को लिखिए। जैसे- आ [ā] इ [ī]
2. प्रत्येक मात्रा से बने दो-दो शब्दों के चित्र चिपकाइये।

हिन्दी – II

1. पाठ- 3 'स्वरों की मात्राएँ' कविता याद करिए।
2. (ँ), (ँ) और (ः) चिह्नों के दो-दो शब्द लिखिए।



WISH YOU VERY HAPPY SUMMER HOLIDAYS.

